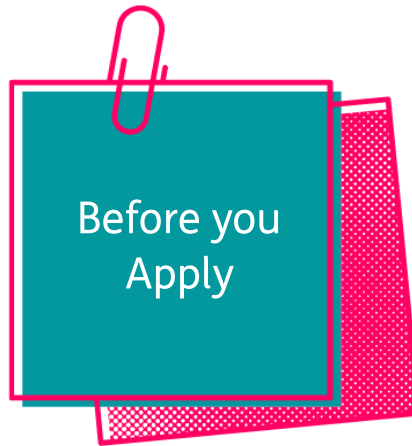


Registering and Applying for:

Student Finance 2023-24

Your guide to filling out the online
Student Finance application form



Registering for an Account

Before you Apply

About You

Previous Study

Course and Fees

Living Costs

Financial Info

Additional Info

Submit

Homepage

Registering for an Account

**Step 1: Go to the Student Finance England website:
www.gov.uk/student-finance-register-login**

The screenshot shows the homepage of the Student Finance England website. At the top, there is a navigation bar with ten colorful buttons: Registering for an Account, Before you Apply, About You, Previous Study, Course and Fees, Living Costs, Financial Info, Additional Info, Submit, and Homepage. Below the navigation bar, the main heading is "Student finance login". Underneath, there is a list of actions users can perform: view statements, track applications, check payment due dates, update details, reset passwords, and apply for finance. A green "Start now" button is prominently displayed. On the right side, there is a vertical progress indicator with four steps: 1. Check if you're eligible, 2. Find out how much loan you could get, and 3. Prepare your application. A "Start now" button is also visible at the bottom of the progress indicator.

This is the homepage of the Student Finance England website. This tells you what you can do when you've logged in. Click on the green "start now" button.

The screenshot shows the login page of the Student Finance England website. At the top, there is a yellow banner with a message about 2023-2024 applications. Below the banner, there are two main sections: "Login" and "Create an account". The "Login" section has a form with fields for "Email address or Customer Reference Number (CRN)" and "Password", a "Show password" checkbox, and a "Continue" button. The "Create an account" section has a "Create an account" button. The "Create an account" section also includes a list of conditions for creating an account: you are a student, or you are a parent or partner of a student.

This is the log-in page for the student finance website. If you've not created an account already – you will need to click on the green "Create and account" button in the right hand box.



Registering for an Account

The screenshot shows the 'Verify Student' page on the GOV.UK website. The browser address bar shows the URL: student-finance.service.gov.uk/customer/registration/pages/VerifyStudent.xhtml?_locale=en&ga=2.81490449.767932617.1585303198-1166086437.1585303198. The page header includes the GOV.UK logo and the title 'Register for a student finance account'. Below the header, there is a message: 'We're always trying to improve our service - your feedback (opens in a new tab), helps us do this.' The 'student finance england' logo is displayed. The main heading is 'Have you ever applied for student finance before?'. The text below asks: 'Let us know if you've ever applied for student finance from the UK Government. It doesn't matter how long ago you applied, if it was online or using a paper form, or if you applied to us or your local authority.' There are two radio button options: 'Yes, I have applied for student finance before' and 'No, I haven't applied for student finance before'. A green 'Continue' button is located below the options.

If you've not applied for student finance before, click the "No, I haven't applied for student finance before" button and click the green "continue" button.

The screenshot shows the 'Verify Sponsor' page on the GOV.UK website. The browser address bar shows the URL: student-finance.service.gov.uk/customer/registration/pages/VerifySponsor.xhtml. The page header includes the GOV.UK logo and the title 'Register for a student finance account'. Below the header, there is a message: 'We're always trying to improve our service - your feedback (opens in a new tab), helps us do this.' The 'student finance england' logo is displayed. The main heading is 'Have you ever provided financial details to Student Finance to support a student's application?'. The text below asks: 'Let us know if you've ever provided financial details to support a student's application. It doesn't matter how long ago you provided the details, if it was online or using a paper form, or if you provided to us or your local authority.' There are two radio button options: 'Yes, I have given financial details to support a student before' and 'No, I have never given financial details to Student Finance'. A green 'Continue' button is located below the options. At the bottom of the page, there are links for 'Cookies (opens in a new tab)' and 'Security (opens in a new tab)', and the Royal Coat of Arms logo.

If you've never given Student Finance any financial details (most people won't have!) then click on "No, I have never given financial details to Student Finance" and then click the green "Continue" button.



Registering for an Account

student-finance.service.gov.uk/customer/registration/pages/CustomerDetails.xhtml

student finance **england**

Create an account

Enter personal details

We'll share your National Insurance number and relevant information with the Department for Work and Pensions so we can check your identity.

Please provide the following information so we can create your account.

Title

First name(s)

Last name

Gender

Date of birth

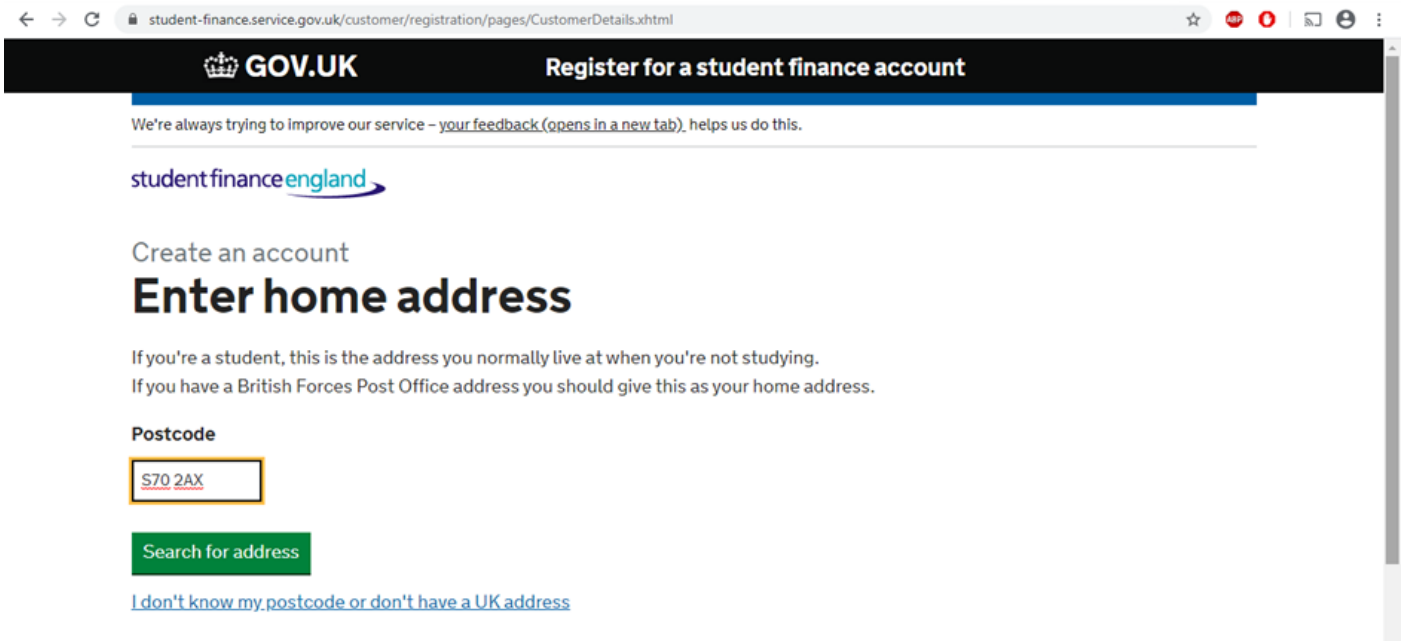
Town of birth

National Insurance number (optional)

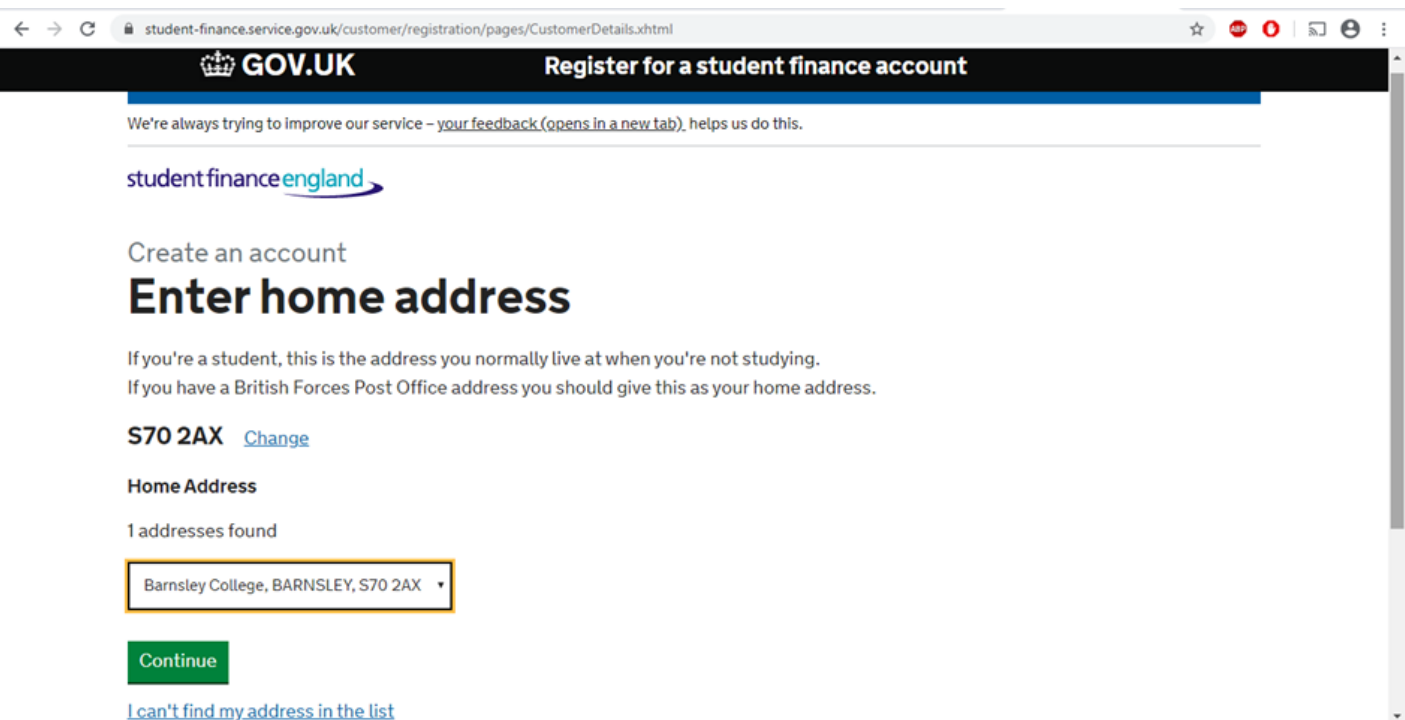
Fill in your personal details like above. Enter your National Insurance number if you have it – this makes the process easier once you have applied, as it allows them to match everything up.



Registering for an Account



Enter your home postcode (where you currently live) and click on the green “Search for address” button.



Select your home address from the drop-down menu and click the green “continue” button – if you cannot find your address, click on the blue “I can’t find my address in the list” button and you can input it manually.



Registering for an Account

student-finance.service.gov.uk/customer/registration/pages/CustomerDetails.xhtml

GOV.UK Register for a student finance account

We're always trying to improve our service – [your feedback \(opens in a new tab\)](#), helps us do this.

studentfinanceengland

Create an account

Enter contact details

Please provide additional contact details.

Home phone number (optional)

Mobile number (optional)

Email address

Email address

Confirm email address

If you need it, choose an alternative format for letters we send to you: (optional)

Continue

Put in your contact details. Make sure that these are correct because this is how Student Finance will get in touch with you if they need any more information, and to tell you how much they will be giving you. Then click the green “continue” button.

student-finance.service.gov.uk/customer/registration/pages/CustomerDetails.xhtml

studentfinanceengland

Create an account

Summary of your details

Personal Details [Change](#)
Miss Job Shop

Contact Address [Change](#)
Barnsley College, Church Street, BARNSELY, South Yorkshire, S70 2AX

Contact Details [Change](#)
jobshop@barnsley.ac.uk

Thanks, you now need to create a password and a secret answer for your account.

Continue

Check the summary of these details and if they’re correct click the green “continue” button. If they’re wrong click the blue “change” button next to the section that you would like to change.



Registering for an Account

student-finance.service.gov.uk/customer/registration/pages/SecurityDetails.xhtml

Please create a password for your account

Your password is case-sensitive, and needs to:

- be at least 8 characters long
- contain both lower and upper case letters
- contain at least one number

[Show more](#)

Password

Confirm password

Show password

[Continue](#)

Enter the password that you want for your account and click the green “continue” button.

student-finance.service.gov.uk/customer/registration/pages/SecurityDetails.xhtml

GOV.UK Register for a student finance account

We're always trying to improve our service – [your feedback \(opens in a new tab\)](#), helps us do this.

studentfinanceengland

Create an account

Please choose a secret question and answer for your account

Secret question

Secret answers are not case-sensitive, and need to:

- be between 4-16 characters long
- contain only letters and numbers, with no spaces.

[Show more](#)

Secret answer

Confirm secret answer

Show secret answer

[Continue](#)

Choose a secret question from the drop-down box and enter your answer to this question in the boxes provided. Make sure that this is something that you will remember the answer to for a long time – as you may need this when contacting Student Finance years in the future! The click the green “continue” button.



Registering for an Account

student-finance.service.gov.uk/customer/registration/pages/SecurityDetails.xhtml

Create an account

Please enter the CAPTCHA number shown below

We ask this to make sure you're a real person, and not a computer.

19440

[Play CAPTCHA audio clip](#)

[Reload a different CAPTCHA](#)

Continue

It will then come up with a CAPTCHA number for you to enter – to make sure you're not a robot! Enter it and click the green “continue” button.

student-finance.service.gov.uk/customer/registration/pages/SecurityDetails.xhtml

GOV.UK Register for a student finance account

We're always trying to improve our service – [your feedback \(opens in a new tab\)](#), helps us do this.

studentfinanceengland

Create an account

Do you agree to the site Terms of Use?

You must read and agree to the site [Terms of Use](#) before we can create your account.

Yes, I agree to the site Terms of Use

No, I do not agree to the site Terms of Use

Continue

You will need to click that you agree to the Terms of Use for the company – so read these by clicking on the blue “Terms of Use” button, then click “Yes, I agree to the site Terms of Use” and then click the green “continue” button. Please note that it is up to you to either agree with, or disagree with these terms – but you will be unable to go through the application process



Registering for an Account

The screenshot shows a web browser window with the URL `student-finance.service.gov.uk/customer/registration/pages/Fanfare.xhtml`. The page header includes the GOV.UK logo and the text "Register for a student finance account". Below the header, there is a feedback link: "We're always trying to improve our service – [your feedback \(opens in a new tab\)](#), helps us do this." The main content area features the "studentfinanceengland" logo and a large heading "Create an account". A green success banner reads "You've successfully registered with Student Finance England" with a checkmark icon. Below this, a blue-bordered box contains the following information: "You can log in to your account using either your:", "Customer Reference Number (CRN): 23685094905", and "Email address: jobshop@barnsley.ac.uk". A note below states: "You'll need your CRN if you have to call us, and when repaying your loan." Underneath, a section titled "About your account" lists three points: 1. You can now use your account to: apply for student finance, see any outstanding information, track the progress of any student finance application, and view payments and letters. 2. Remember to keep your account information up-to-date. 3. You will receive a welcome email. A green "Continue" button is located at the bottom of the page.

You will then be presented with a page detailing your information – including your Customer Reference Number – make a note of this as you will need it whenever you call Student Finance England. Read this information and then click the green “continue” button to start your application for student finance.

Tip: Write down your password, customer reference number and secret answer—you’ll need to log back into Student Finance on a regular basis - including every year when you have to reapply—so it’s important that you can access this information if you forget it!



Before you Apply

What would you like to do today?

A large blue rectangular button with a white speech bubble at the top left containing the text "Apply for student finance".

A large green rectangular button with a white speech bubble at the top left containing the text "Support a student's application".

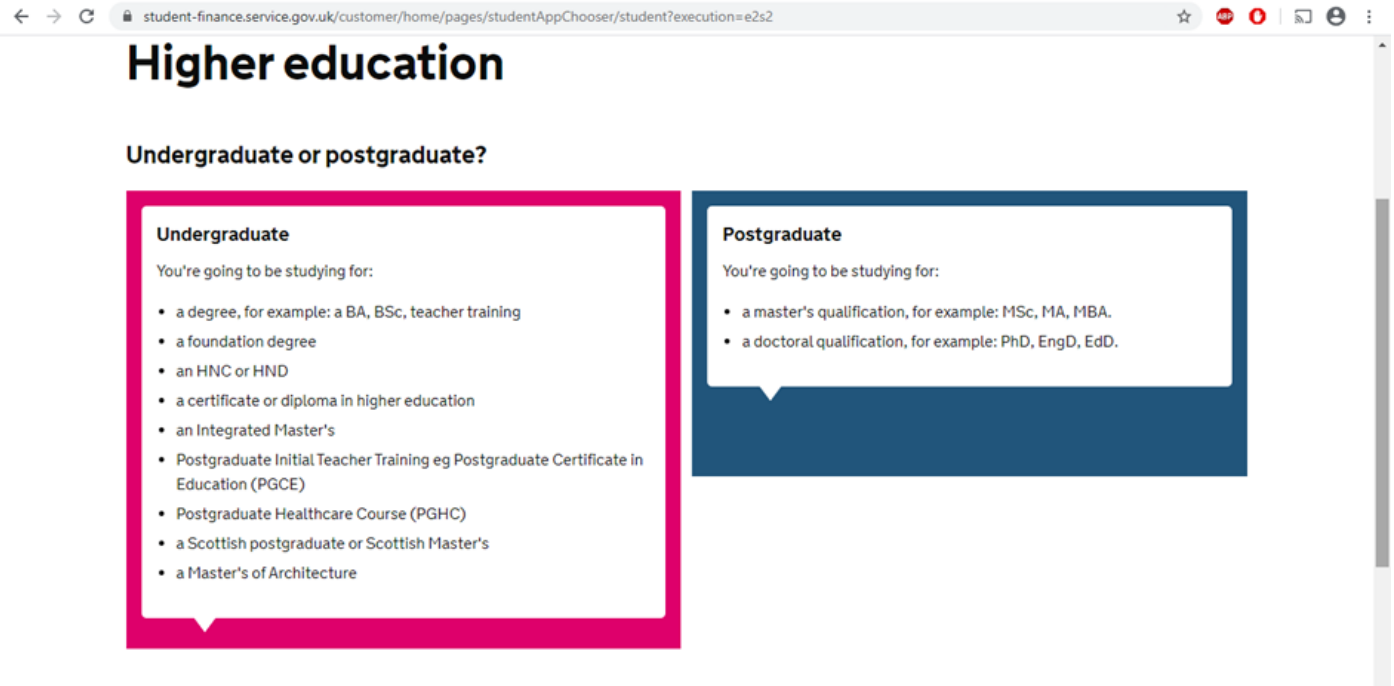
Click on "Apply for student finance"

A screenshot of a web browser displaying the "Apply for student finance" page on the student-finance.service.gov.uk website. The browser's address bar shows the URL: student-finance.service.gov.uk/customer/home/pages/studentAppChooser/student?execution=e2s1. The page features the "studentfinanceengland" logo and a navigation menu with "Your profile", "Your finance", "Letters & emails", and "Logout". Below the logo, there is a breadcrumb trail: "Home > Apply for student finance". The main heading is "Apply for student finance". Underneath, the question "What type of student finance do you want to apply for?" is followed by two large, highlighted boxes. The left box, titled "Higher education", lists options like a degree, foundation degree, HNC or HND, postgraduate qualification, and another higher education course. The right box, titled "Further education : Advanced Learner Loans", lists options like GCE A levels, QAA Access to HE Diploma, further education Certificate/Diploma, BTEC Professional awards, and an NVQ.

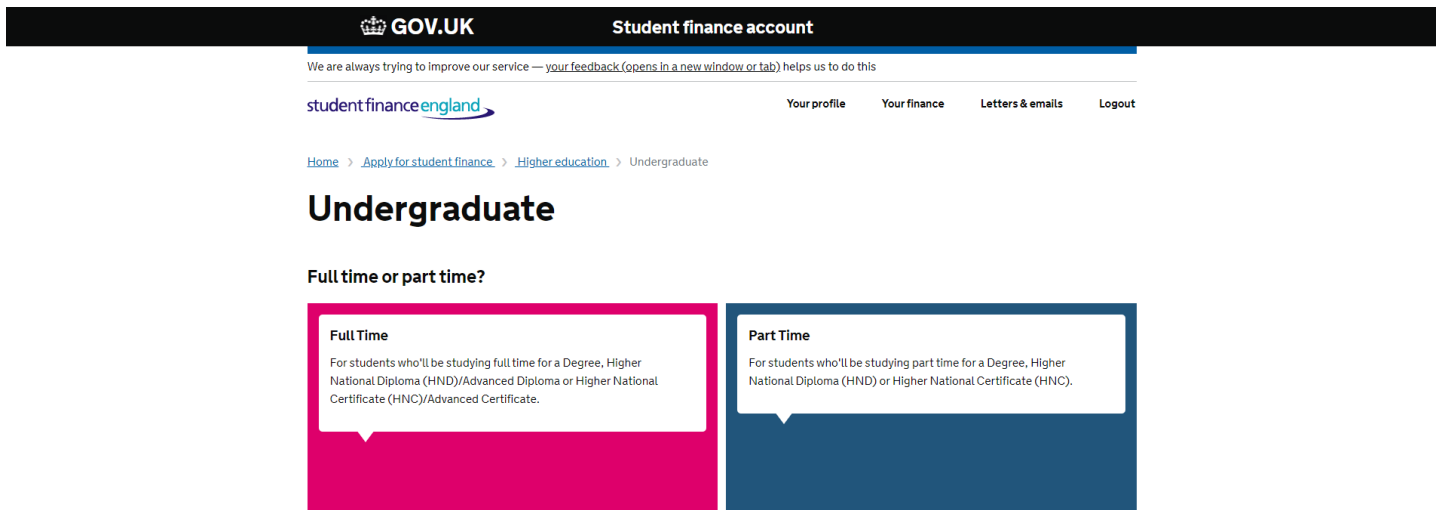
Click on higher education.



Before you Apply



Click on the level of education that you're applying for – if you're still at College at the moment it will be "undergraduate".



Click on either "Full Time" or "Part Time" depending on what your course is. Most courses will be full time – but if you're not sure you can contact the university to ask them.



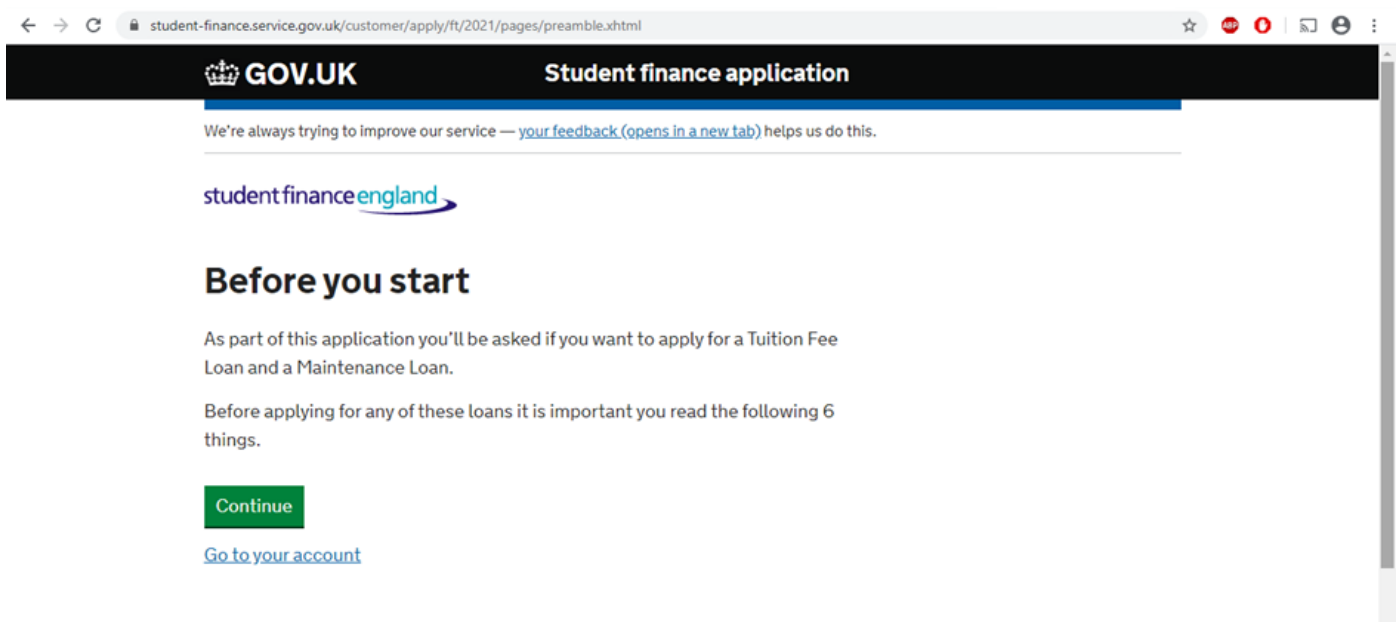
Before you Apply

Full Time

Which year do you want to apply for?

<p>2023/24</p> <p>I want to start my application for full-time student finance for 2023/24.</p> <p>This means the first, or next year of your course starts between 1 August 2023 and 31 July 2024.</p>	<p>2022/23</p> <p>I want to start my application for full-time student finance for 2022/23.</p> <p>This means the first, or next year of your course starts between 1 August 2022 and 31 July 2023.</p>
--	--

Click on 2023/2024 – that means that you’re starting university this September.



You will then get this page – read the information and click the green “continue” button



Before you Apply

The screenshot shows a web browser window with the URL `student-finance.service.gov.uk/customer/apply/ft/2021/pages/preamble.xhtml`. The page header includes the GOV.UK logo and the title "Student finance application". Below the header, there is a message: "We're always trying to improve our service — [your feedback \(opens in a new tab\)](#) helps us do this." The "studentfinanceengland" logo is displayed, followed by a "Back" link. The main content area features a large number "1." and the text: "We'll charge you interest on your loan, as soon as we make your first payment to you." A green "Continue" button is positioned below the text.

Read the information and click the green “continue” button.

studentfinanceengland

[Back](#)

2. We'll charge you interest until you've repaid all the money or until we cancel your loan.

When we'll cancel your loan

- ▶ [If you started your course on or after 1 August 2023](#)
- ▶ [If you started your course between 1 September 2012 and 31 July 2023](#)

Continue

Read the information and click the green “continue” button.

studentfinanceengland

[Back](#)

3. You'll be due to start making repayments the April after you finish or leave your course.

Continue

Read the information and click the green “continue” button.



Before you Apply

studentfinanceengland

[◀ Back](#)

4. You'll only repay when your income is over the repayment threshold.

[▶ How your repayment threshold can change](#)

Continue

Read the information and click the green “continue” button.

studentfinanceengland

[◀ Back](#)

5. You'll repay 9% of your income over your repayment threshold.

Continue

Read the information and click the green “continue” button.



Before you Apply

To complete your application you'll need:

- 30 minutes
- Your UK passport details, if you have one
- Your university and course name
- Your National Insurance number, if you haven't already told us this
- Your UK bank account details
- Address details of a family member or friend we can use if we lose contact with you

Your information

The information you give during the application process will be used to assess your entitlement to student finance. It is your responsibility to ensure the information is correct.

Your university or college may award bursaries and scholarships which help with living costs or tuition fees. You don't have to pay these back. We'll automatically share your information with your university or college so they can contact you about these awards.

It is an offence to knowingly provide false information in this application.

Read the [Privacy Notice, PDF \(opens in a new window or tab\)](#) to find out how your information will be used.

Check this is the right application for you

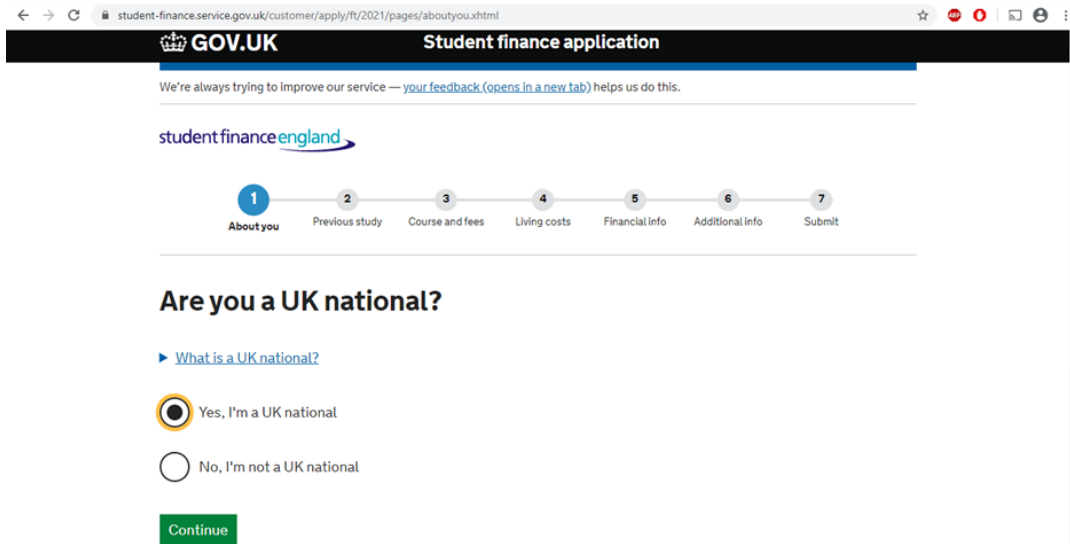
This application is for full-time, higher education students for academic year 2023/24. If you've selected the wrong application, or don't want to complete an application just now, you can [go to your account](#)

Continue

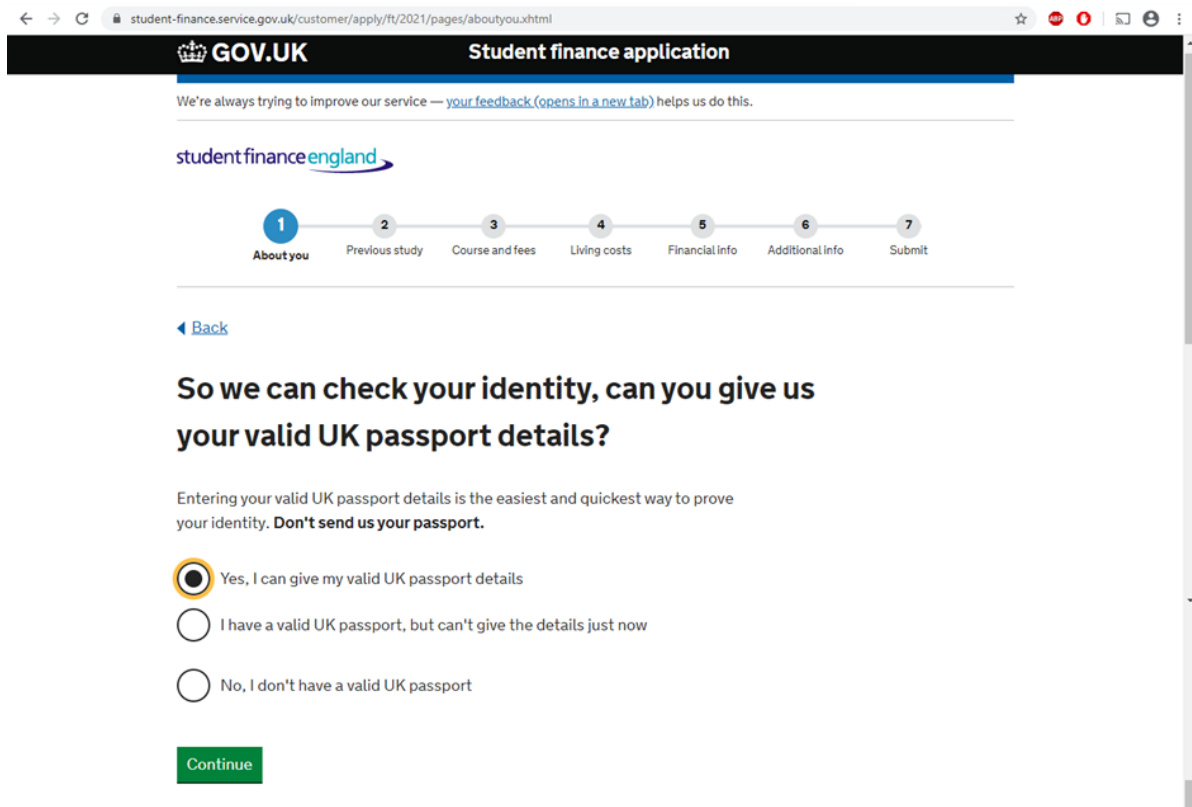
Read this information and click the green “continue” button.



About You



Select whether or not you are a UK National. If you're unsure what this means – click the blue “What is a UK National” button. Once you have selected your choice click the green “continue” button.



It will then ask you if you have a valid passport. The application is much easier if you can give them your passport details, but if you can't then that's OK, you will need to send off other proof of your identity in the post after completing your online application. (For example you may need to send them your original birth certificate).



About You

student-finance.service.gov.uk/customer/apply/ft/2021/pages/aboutyou.xhtml

GOV.UK Student finance application

We're always trying to improve our service — [your feedback \(opens in a new tab\)](#) helps us do this.

studentfinanceengland

1 About you 2 Previous study 3 Course and fees 4 Living costs 5 Financial info 6 Additional info 7 Submit

[Back](#)

In the 3 years before the first year of your course, did you live outside the UK, Channel Islands or Isle of Man at any time?

To get student finance, you generally need to have been living in the UK, Channel Islands or Isle of Man for at least 3 years before starting your course.

Don't count time spent abroad:

- on temporary trips eg holidays
- when you or a family member served in the armed forces
- as a UK national using your 'right to reside' in the EEA, EU or Switzerland

If you've been living in the UK, Channel Islands or Isle of Man only to get full-time education, you won't usually be treated as a UK, Channel Islands or Isle of Man resident.

Yes, I lived outside the UK, Channel Islands or Isle of Man

No, I didn't live outside the UK, Channel Islands or Isle of Man

[Continue](#)

Click either yes or no, depending on whether you have lived outside of the UK in the last 3 years. Then click the green “continue” button.



About You

[◀ Back](#)

Since 1 September 2020 has either your:

- parents, step-parents or guardians
- husband, wife or civil partner

lived or worked outside the UK and Islands or, in the case of an EU, EEA or Swiss national outside the EEA or Switzerland?

- Yes, they lived or worked elsewhere during this time
- No, they didn't live or work elsewhere during this time

[Continue](#)

Then click either yes or no for whether your parents or husband / wife have lived outside of the UK since September 2020. Then click the green “continue” button.



About You

What is your current relationship status?

Telling us your current relationship status helps us know whose income we'll need to consider when working out what student finance you can get.

When assessing you for some parts of student finance we'll take your parents' or partner's household income into account.

- Married/civil partnership
- Living with partner
You live with your partner as though you're married
- Widowed/surviving civil partner
- Divorced/dissolved civil partnership
If you are now living with a new partner, please select 'Living with partner' option above
- Separated
You and your husband, wife or partner aren't divorced but are living separately
- Single
You've never been married or in a civil partnership

[Continue](#)

It will then ask you about your current relationship status, tick the box which is relevant to you.



About You



[← Back](#)

Have you been, or will you be married or in a civil partnership before the first day of the academic year?

If you're not married or in a civil partnership now, but will be before the first day of the academic year, you should answer 'yes' to this question.

- Yes, I've been or will be married or in a civil partnership
- No, I haven't been or won't be married or in a civil partnership

[Continue](#)

It will then ask you this question—tick the box which is relevant to you.



About You

studentfinance^{england}



[← Back](#)

Will you have care of a person under the age of 18 on the first day of the academic year?

This means a person under the age of 18 who depends on you financially.

▶ [Why we need to know about dependent children](#)

- Yes, I'll have care of a person under 18
- No, I won't have care of a person under 18

[Continue](#)

You need to put yes or no to caring for someone under the age of 18. This usually means if you have children of your own. This is used to determine if you may be eligible for any extra support that is offered to parents – so make sure you select the right answer. Then click the green “continue” button.



About You

[◀ Back](#)

Will an adult depend on you financially on the first day of the academic year?

The adult who depends on you could be:

- your husband, wife or civil partner
- a partner you live with (including same sex partner) if you're over 25
- another adult you live with for example, a family member.

Grown up children and a partner or other adult who gets student finance don't count as adult dependants

▶ [Why we need to know about who depends on you financially](#)

- Yes, an adult will depend on me financially
- No, an adult won't depend on me financially

Continue

You then need to click on whether an adult depends on you financially. This counts if you financially support someone – if you are the sole source of income and pay for everything for that person. Again, this is to ensure that you get the right financial support – so make sure that you select the right option. Then click the green “continue” button.



About You

[◀ Back](#)

Have you supported yourself financially for a total of 3 years or more before the start of the first academic year of your course?

This means you must have been paying all your own living costs eg rent, Council Tax, utility bills, for a combined total of 3 years (36 months).

[▶ See an example](#)

Your income can come from the following sources:

- employment
- savings
- benefits
- state studentships
- scholarships, exhibitions and bursaries

You're not financially supporting yourself if you're paying your living costs with money you get from your parents.

Yes, I've supported myself financially for 3 years

No, I haven't supported myself financially for 3 years

Continue

For this page you need to select if you have financially supported yourself for at least 3 years – only put yes if you have been completely financially independent – paying for your accommodation, bills, food, etc yourself. Click either yes or no and then click the green “continue” button.



About You

A screenshot of a web browser showing the 'About You' page of the Student finance application. The browser address bar shows 'student-finance.service.gov.uk/customer/apply/ft/2021/pages/aboutyou.shtml'. The page header includes the GOV.UK logo and the title 'Student finance application'. Below the header, there is a progress bar with seven steps: 1. About you (highlighted), 2. Previous study, 3. Course and fees, 4. Living costs, 5. Financial info, 6. Additional info, and 7. Submit. The main content area asks the question 'Do you live with your parents?' with a subtext: 'By 'parents' we mean your biological or adoptive parents.' There are two radio button options: 'Yes, I live with one or both of my parents' (which is selected) and 'No, I don't live with my parents'. A green 'Continue' button is located at the bottom of the form.

Click whether you live with your parents or not. This guide features detailed information for students who live with at least one of their parents – if this doesn't apply to you – there will be specialist information available if you contact the Job Shop on jobshop@barnsley.ac.uk select your option and then click the green “continue” button.

A screenshot of a web browser showing the 'Which of your parents do you live with?' page in the Student finance application. The browser address bar shows 'student-finance.service.gov.uk/customer/apply/ft/2021/pages/aboutyou.shtml'. The page header includes the GOV.UK logo and the title 'Student finance application'. Below the header, there is a progress bar with seven steps: 1. About you, 2. Previous study, 3. Course and fees, 4. Living costs, 5. Financial info, 6. Additional info, and 7. Submit. The main content area asks the question 'Which of your parents do you live with?' with three radio button options: 'Both parents' (which is selected), 'My mother', and 'My father'. A green 'Continue' button is located at the bottom of the form.

If you live with both parents, put both parents – if you live with just your mum or just your dad – put that option – even if you also have a step parent who lives with them. Select your option and then click the green “continue” button.

This guide has been created as though you live with both parents. For the most part – the application is the same regardless of what you put – it's pretty much just the next page that differs – and they will ask for the household income just the same.



About You

[◀ Back](#)

Do any of the circumstances below apply to you?

- You're able to get some disability related benefits
- You're able to get Armed Forces Independence Payment or Personal Independence Payment (PIP)
- You, or your partner care for a child under 20 who's in full-time education
- You've had time out from your course due to an illness or caring responsibility that's now ended

Yes, I've one or more of these circumstances

No, these circumstances don't apply to me

[Continue](#)

This page is trying to determine if you might be eligible for any extra money from the government. Answer this question and then click the green “continue” button. This guide has been created as though you have selected “no” to this question – if you choose yes – you will get some further questions asking for more detail throughout the application.



About You

The screenshot shows a web browser window with the URL `student-finance.service.gov.uk/customer/apply/ft/2021/pages/aboutyou.xhtml`. The page header includes the GOV.UK logo and the title "Student finance application". A progress bar at the top indicates seven steps: 1. About you (highlighted), 2. Previous study, 3. Course and fees, 4. Living costs, 5. Financial info, 6. Additional info, and 7. Submit.

The main content area is titled "About you" and contains several questions with radio button options and "change" links:

- Are you a UK national? **Yes** [change](#)
- So we can check your identity, can you give us your valid UK passport details? [change](#)
I have a valid UK passport, but can't give the details just now
- In the 3 years before the first year of your course, did you live outside the UK, Channel Islands or Isle of Man at any time? [change](#)
- Since 1 September 2017 has either your: parents, step-parents or guardians, husband, wife or civil partner, lived or worked outside the UK and Islands or, in the case of an EU, EEA or Swiss national outside the EEA or Switzerland? [change](#)
No
- What is your current relationship status? [change](#)
Single
- Have you been, or will you be married or in a civil partnership before the first day of the academic year? [change](#)
No
- Will you have care of a person under the age of 18 on the first day of the academic year? [change](#)
No
- Will an adult depend on you financially on the first day of the academic year? [change](#)
No
- Have you supported yourself financially for a total of 3 years or more before the start of the first academic year of your course? [change](#)
No
- Do you live with your parents? [change](#)
Yes
- Which of your parents do you live with? [change](#)
Both parents
- Do any of the circumstances below apply to you? [change](#)
No

A blue box titled "Evidence Required" contains the text: "You'll need to enter your valid UK passport details in your account later."

At the bottom, there are two buttons: a green "Save and continue" button and a blue "Save and exit" link.

This page is just a summary of information provided in this section – read it and then click the green “save and continue” button—or if you want to save and come back to it later to finish—click the blue “save and exit” button.



Previous Study

student-finance.service.gov.uk/customer/apply/ft/2021/pages/previousstudyandloans.xhtml

GOV.UK Student finance application

We're always trying to improve our service — [your feedback \(opens in a new tab\)](#) helps us do this.

studentfinanceengland

Progress bar: 1. About you (checked), 2. Previous study (active), 3. Course and fees, 4. Living costs, 5. Financial info, 6. Additional info, 7. Submit

[Back](#)

Have you studied or are you currently studying any higher education courses?

A 'higher education course' is a degree, foundation degree, HND, HNC or any postgraduate qualification such as an MA.

Tell us about any higher education course you attended, even if you didn't complete it.

Don't include:

- The course you're applying for student finance for in this application
- A Levels, AS Levels or BTECs
- Part-time courses where you didn't achieve a higher education qualification
- Self-funded, private university or college courses where you didn't achieve a higher education qualification

Yes, I'm currently studying or have studied before

No, I'm not currently studying and haven't studied before

[Continue](#)

If you're studying at college, it's likely that you won't have already studied a higher education course – so you can click “No, I'm not currently studying and haven't studied before”. Then click the green “continue” button.

student-finance.service.gov.uk/customer/apply/ft/2021/pages/previousstudyandloans.xhtml

GOV.UK Student finance application

We're always trying to improve our service — [your feedback \(opens in a new tab\)](#) helps us do this.

studentfinanceengland

Progress bar: 1. About you (checked), 2. Previous study (active), 3. Course and fees, 4. Living costs, 5. Financial info, 6. Additional info, 7. Submit

Previous and current study

Have you studied or are you currently studying any higher education courses? [change](#)

No

[Save and continue](#)

[Save and exit](#)

This is a summary page confirming what you've just told them – check that it's right and then click the green “save and continue” button, unless you would like to come back to finish the application later, in which case you can select the blue “Save and exit” button – which will save your current application progress.



Course and Fees

student finance **england**

1 About you 2 Previous study 3 **Course and fees** 4 Living costs 5 Financial info 6 Additional info 7 Submit

Course and fees

Find out what money is available to help with the tuition fees charged by your university or college:

- What's a Tuition Fee Loan?
- How's it paid?
- Do I pay interest and when will I repay?
- How much does my university or college charge?

Continue

You can click on each of these squares to find more information about the tuition fee loan part of the student finance you are applying for. If you have any questions about how the student loan is broken up – you can always email the Job Shop team and we'll be happy to help you.



Course and Fees

The screenshot shows the 'Course and Fees' step (3) of a 7-step process. The steps are: 1. About you, 2. Previous study, 3. Course and fees, 4. Living costs, 5. Financial info, 6. Additional info, 7. Submit. The current step is highlighted with a blue circle and the number 3. Below the progress bar is a 'Back' link. The main heading is 'Where do you plan to study?'. Below this is a sub-heading 'University or college' with the example 'King's College London.' and a text input field containing 'Barnsley College'. A green 'Continue' button is at the bottom.

Type in the name of the place which will be your first choice. You can change this later if you decide to go somewhere else, so don't worry too much about it. We have used Barnsley College Higher Education as an example throughout this section. Enter the name and then click the green "continue" button.

The screenshot shows the 'What course will you study at Barnsley College?' step (3) of the application process. The progress bar is the same as in the previous screenshot. Below the 'Back' link is the heading 'What course will you study at Barnsley College?'. Below this is a sub-heading 'Course title or UCAS course code' with the example 'Mathematics Msc' and a text input field containing 'Fine Art Practice BA (Hons)'. A green 'Continue' button is at the bottom.

Enter the name of the course that you will be studying at university. When you start typing the name in it should come up for you to click on. Then click the green "continue" button.



Course and Fees

student-finance.service.gov.uk/customer/apply/ft/2021/pages/currentcourseandfees.xhtml

GOV.UK Student finance application

We're always trying to improve our service — [your feedback \(opens in a new tab\)](#) helps us do this.

studentfinanceengland

Progress bar: 1 About you, 2 Previous study, 3 **Course and fees**, 4 Living costs, 5 Financial info, 6 Additional info, 7 Submit

[Back](#)

Check your course details

Fine Art Practice BA (Hons)
Bachelor Degree with Honours Barnsley College [Change](#)

[Continue](#)

Check the course details are correct – and change them if not. Then click the green “continue”

student-finance.service.gov.uk/customer/apply/ft/2021/pages/currentcourseandfees.xhtml

studentfinanceengland

Progress bar: 1 About you, 2 Previous study, 3 **Course and fees**, 4 Living costs, 5 Financial info, 6 Additional info, 7 Submit

[Back](#)

Which year of your course is this application for?

First
 Second
 Third

[Continue](#)

Your application will be for your first year, because you're not studying at university yet – so click on “First” and then click the green “continue” button.



Course and Fees

Where will you spend the most time during the academic year?

If you're studying an Initial Teacher Training course, you should select 'University or college' for any time you'll spend in teaching practice.

You must tell us if where you'll spend most of your time changes. This is so we can make sure you get the right amount of student finance. You can make these changes in your online account.

First Term

18 September to 8 December 2023

- University or college
- Study abroad
- Work Placement in the UK or abroad

Second Term

2 January to 22 March 2024

- University or college
- Study abroad
- Work Placement in the UK or abroad

Third Term

8 April to 24 May 2024

- University or college
- Study abroad
- Work Placement in the UK or abroad

Continue

For most courses you will spend the majority of your time at the university (most study abroad or work placement years take place in the 2nd or 3rd year) so select "University or college" for each of the 3 terms. Then click the green "continue" button.



Course and Fees

Where will you be living during term time?

We need to know about your living situation for each term as this can affect how much student finance you can get.

You must tell us if where you're living changes and you may be asked to give evidence of this. This is so we can make sure you get the right amount of student finance. You can update any changes in your online account.

First Term

18 September to 8 December 2023

- With parents
This can mean either one or both of your parents
- Somewhere else
This can include living in your own home, in halls of residence, with friends or a partner

Second Term

2 January to 22 March 2024

- With parents
This can mean either one or both of your parents
- Somewhere else
This can include living in your own home, in halls of residence, with friends or a partner

Third Term

8 April to 24 May 2024

- With parents
This can mean either one or both of your parents
- Somewhere else
This can include living in your own home, in halls of residence, with friends or a partner

[Continue](#)

You receive different amounts of maintenance loan depending on whether you live with your parents, or away from home, while you are studying at university. For this reason, you need to tell Student Finance whether you plan to live at home or away (for example in student accommodation). If you change your mind later, let Student Finance know so that they can adjust this. Select the option that applies to you (it will usually be the same for all 3 terms) click the green “continue” button.



Course and Fees

studentfinanceengland

1 About you 2 Previous study 3 Course and fees 4 Living costs 5 Financial info 6 Additional info 7 Submit

[Back](#)

Will you be charged £9,250 for your tuition fees?

Sheffield Hallam University told us your course normally costs **£9,250**.

When your tuition fee is confirmed by Sheffield Hallam University, your Tuition Fee Loan may need to be adjusted.

Yes, this is the correct tuition fee

No, I'm being charged a different tuition fee

[Continue](#)

On this page, Student Finance ask you to confirm how much your tuition fees will be – these vary by university, with most being over £9,000 now. Check that this fee is right, and then click “yes, this is the correct tuition fee” if it is, or “no, I’m being charged a different tuition fee” if it’s wrong. Then click the green “continue” button.

student-finance.service.gov.uk/customer/apply/ft/2021/pages/currentcourseandfees.xhtml

GOV.UK Student finance application

We're always trying to improve our service — [your feedback \(opens in a new tab\)](#) helps us do this.

studentfinanceengland

1 About you 2 Previous study 3 Course and fees 4 Living costs 5 Financial info 6 Additional info 7 Submit

[Back](#)

Do you want to apply for a Tuition Fee Loan?

Tuition Fee Loan

- helps with course fees
- is paid direct to Barnsley College
- only repaid when you've left your course

Yes, I want to apply for a Tuition Fee Loan

No, I don't want to apply for a Tuition Fee Loan

[Continue](#)

This page is confirming that you want to apply for the tuition fee loan – so click “yes, I want to apply for a tuition fee loan” (unless you are paying your tuition fees upfront yourself – which is very unusual!) Then click the green “continue” button.



Course and Fees

[← Back](#)

How much Tuition Fee Loan would you like to borrow?

Your expected tuition fee charge is **£9,250**.

You may be able to borrow a Tuition Fee Loan of up to **£9,250**.

You'll be responsible for paying any tuition fee amount not covered by your Tuition Fee Loan or bursaries.

- I want the maximum Tuition Fee Loan
- I want to borrow a specific amount

Continue

Unless you have money to pay a part of your tuition fee upfront – select “I want the maximum Tuition Fee Loan” and then click the green “continue” button.

[← Back](#)

Do you want us to adjust your Tuition Fee Loan if your tuition fee changes?

Universities and colleges sometimes change the tuition fee they charge. They normally tell you about any changes, and let us know.

If this happens, we can **automatically reduce or increase your Tuition Fee Loan** to match the tuition fee charged — we'll send you a letter to confirm this.

If you'd prefer to make any adjustments yourself, you'll be responsible for paying any tuition fee amount not covered by your Tuition Fee Loan.

- Yes, automatically adjust my Tuition Fee Loan
- No, I'll make any adjustments myself

Continue

Selecting “Yes, automatically adjust my Tuition Fee Loan” here just means that if the university decide to increase their tuition fee, Student Finance will automatically pay them the new full amount, without you having to do anything. Select this and then click the green “continue” button.



Course and Fees

student-finance.service.gov.uk/customer/apply/ft/2021/pages/currentcourseandfees.xhtml

GOV.UK Student finance application

We're always trying to improve our service — [your feedback \(opens in a new tab\)](#) helps us do this.

studentfinanceengland

Progress bar: 1. About you, 2. Previous study, 3. **Course and fees**, 4. Living costs, 5. Financial info, 6. Additional info, 7. Submit

Course and fees

Where do you plan to study? [change](#)
Barnsley College

What course will you study? [change](#)
Fine Art Practice Ba (hons)

Which year of your course is this application for? [change](#)
First

Where will you spend the most time during the academic year? [change](#)
Provided

Where will you be living during term time? [change](#)
Provided

Where should we send your mail? [change](#)
BARNSLEY COLLEGE BARNSLEY

Tuition fee you'll be charged this year [change](#)
£5,995

Do you want to apply for a Tuition Fee Loan? [change](#)
Yes

How much Tuition Fee Loan would you like to borrow? [change](#)
£5,995

Do you want us to adjust your Tuition Fee Loan if your tuition fee changes? [change](#)
Yes

Save and continue

Check that this information is all correct (change any that isn't) and then click the green "Save and continue" button to move onto the next section of the application.



Living Costs

The screenshot shows the GOV.UK Student finance application interface. At the top, the GOV.UK logo and 'Student finance application' are displayed. Below this is a progress bar with seven steps: 1. About you, 2. Previous study, 3. Course and fees, 4. Living costs (highlighted), 5. Financial info, 6. Additional info, and 7. Submit. The main heading is 'Living costs', followed by a paragraph explaining that the page provides information on help for living costs at university or college, including rent, bills, food, and travel. Below the text are four video thumbnails with question overlays: 'What help can I get for living costs?' (pink box), 'Is there extra help available?' (green box), 'How do I get paid?' (purple box), and 'Do I pay interest and when will I repay?' (teal box). A green 'Continue' button is located at the bottom left of the video area.

Click on each of these boxes for information about the maintenance loan part of your student finance loan. Once you have read these, click on the green “continue” button.



Living Costs

studentfinanceengland



[Back](#)

Do you want to apply for a Maintenance Loan?

Maintenance Loan

- up to £3,698
- helps with living costs eg rent, bills and food
- has to be paid back when you've left university or college

Yes, I want to apply for a Maintenance Loan

No, I don't want to apply for a Maintenance Loan

[Continue](#)

If you would like to apply for a Maintenance Loan, click “Yes, I want to apply for a Maintenance Loan”. This is the money that gets sent directly to your bank account to pay for things like accommodation, food and travel. Select your option and then click on the green “continue” button.



Living Costs

student finance **en**gland



[Back](#)

Do you want to apply for the higher amount of Maintenance Loan?

Higher amount of Maintenance Loan

- you could now get **up to £8,400**
- depends on your household income
- you have to pay it back

▶ [What is 'household income'?](#)

- Yes, I want to apply for a higher amount of Maintenance Loan
- No, I don't want to apply for a higher amount of Maintenance Loan

[Continue](#)

At this point I would like to remind you that the amount you borrow doesn't effect the amount that you repay each month, just the amount that you will repay in total (although for many people this amount will be wiped before they fully repay it). With this in mind, it is up to you whether you say that you would like to apply for the higher amount of Maintenance Loan or not. Select your option and then click on the green "continue" button.



Living Costs

studentfinanceengland



[← Back](#)

How much Maintenance Loan do you want to borrow?

You can apply for **up to £8,400**.

You might not get the full amount — this depends on your household income.

I want to borrow the maximum Maintenance Loan

I want to borrow a specific amount

Continue

Unless there is a specific amount of money that you would like to borrow, baring in mind the previous information, select “I want to borrow the maximum Maintenance Loan” and then click on the green “continue” button.



Living Costs

Do you have any of the following?

- Physical disability (For example you have a physical impairment or a mobility issue, such as difficulty using your arms or you use a wheelchair or crutches)
- Blind or Partial Sight (For example you are blind or have a serious visual impairment uncorrected by glasses)
- Deaf or Partial Hearing (For example you are deaf or have a serious hearing impairment)
- Long term health condition (For example you have a long standing illness or health condition such as cancer, HIV, chronic heart disease, or epilepsy)
- Mental health condition (For example you have a mental health condition, such as depression, schizophrenia or anxiety disorder)
- Specific learning difficulty (For example you have a specific learning difficulty such as dyslexia, dyspraxia or AD(H)D)
- Autism spectrum disorder (For example you have a social/communication impairment such as Asperger's syndrome/other autism spectrum disorder)
- Any other disability

If you do, you might be able to get Disabled Students' Allowance (DSA) to help support you while you study – these don't have to be paid back.

To get DSA, you must meet the [definition of a disability \(opens in a new window or tab\)](#) under the Equality Act 2010.

Yes

No

Continue

This page is assessing whether you might be able to get Disabled Students' Allowances (DSA) – if you fulfil any of these criteria select “Yes”. It will ask you further questions about this (which are not covered in this guide) if you would like support with applying for DSA, or answering those questions, please email us on jobshop@barnsley.ac.uk. If you do not meet these criteria to qualify for extra support, please select “No”. Then click on the green “continue” button.



Living Costs

Do you have any of the following?

- Physical disability (For example you have a physical impairment or a mobility issue, such as difficulty using your arms or you use a wheelchair or crutches)
- Blind or Partial Sight (For example you are blind or have a serious visual impairment uncorrected by glasses)
- Deaf or Partial Hearing (For example you are deaf or have a serious hearing impairment)
- Long term health condition (For example you have a long standing illness or health condition such as cancer, HIV, chronic heart disease, or epilepsy)
- Mental health condition (For example you have a mental health condition, such as depression, schizophrenia or anxiety disorder)
- Specific learning difficulty (For example you have a specific learning difficulty such as dyslexia, dyspraxia or AD(H)D)
- Autism spectrum disorder (For example you have a social/communication impairment such as Asperger's syndrome/other autism spectrum disorder)
- Any other disability

If you do, you might be able to get Disabled Students' Allowance (DSA) to help support you while you study – these don't have to be paid back.

To get DSA, you must meet the [definition of a disability \(opens in a new window or tab\)](#) under the Equality Act 2010.

Yes

No

Continue

This page is assessing whether you might be able to get Disabled Students' Allowances (DSA) – if you fulfil any of these criteria select “Yes”. It will ask you further questions about this (which are not covered in this guide) if you would like support with applying for DSA, or answering those questions, please email us on jobshop@barnsley.ac.uk. If you do not meet these criteria to qualify for extra support, please select “No”. Then click on the green “continue” button.



Living Costs

studentfinanceengland



Living costs

Do you want to apply for a Maintenance Loan? [change](#)
Yes

Do you want to apply for the higher amount of Maintenance Loan? [change](#)
Yes

How much Maintenance Loan do you want to borrow? [change](#)
Up to £8,400

Do you have any of the following? [change](#)
No

Save and continue

[Save and exit](#)

Check that this information is correct (change any that isn't) and then click either the green "save and continue" button to continue with your application, or select the blue "save and exit" button to save your application so far and come back to it later.



Financial Info

The screenshot shows a web browser window with the URL `student-finance.service.gov.uk/customer/apply/ft/2021/pages/financialinfo.xhtml`. The page header includes the GOV.UK logo and the title "Student finance application". A progress bar below the header shows seven steps: "About you", "Previous study", "Course and fees", "Living costs", "Financial info" (the current step, highlighted with a blue circle and the number 5), "Additional info", and "Submit".

Please tell us about your financial information.

As part of your application for student finance, you've applied for:

- Additional Maintenance Loan

To find out if you can get this additional student finance, we need to assess your household income. This means we need to ask you for more financial information, to work out how much additional student finance you should get.

We need to know about:

- Your financial information
- your parents' financial information

Will you be employed while you're studying?

Don't include any part-time or casual employment for example, if you'll be working in a shop in evenings or at weekends.

Yes, I'll be employed while I'm studying

No, I won't be employed while I'm studying

Continue

This page gives you a little bit of information to read, and then asks you about your own employment while studying. For most people, you will put no, as part time work doesn't count. Then click on the green "continue" button.



Financial Info

studentfinanceengland



[◀ Back](#)

Will you get any income that isn't from employment or self-employment during academic year 2023/24?

Other income might include:

- interest or dividends from savings or investments (gross)
- rental income
- money from trusts or sponsorships

Don't include:

- personal gifts like birthday presents
- investments you don't pay tax on eg ISAs
- child maintenance payments
- state benefits you don't pay tax on eg Child Tax Credits
- student loans or grants from the Government
- scholarships or bursaries from your university or college

- Yes, I expect to get other income
- No, I don't expect to get any other income

[Continue](#)

For the majority of students the answer to this section is “No, I don’t expect to get any other income”. Read the lists carefully and then select your option. Then click on the green “continue” button.



Financial Info

student-finance.service.gov.uk/customer/apply/ft/2021/pages/financialinfo.xhtml

GOV.UK Student finance application

We're always trying to improve our service — [your feedback \(opens in a new tab\)](#) helps us do this.

studentfinanceengland

Progress: About you, Previous study, Course and fees, Living costs, **Financial info**, Additional info, Submit

[Back](#)

Tell us about your father

As you're applying for a **higher amount of Maintenance Loan** we'll contact the people supporting your application.

This means we'll ask them for their financial information and use this to work out how much student finance you can get.

Please note
It's important the email address you give in this section is accurate or it could delay your application.

If more than one person is supporting your application, try to avoid giving an email address they share.

Make sure this person is aware that you are giving us their details.

Father's Title

Father's First And Middle Name(s)

Father's Last Name

Father's Email Address

Confirm Father's Email Address

My father doesn't have an email address

Now the application will ask about your parents (or whoever you have told them that you live with), one by one. Input the information that it is asking for, and then click on the green “continue” button. If your parents don’t have an email address, you will need to tick that they don’t have one, and after completing your application they will need to send evidence off in the post. This can take a long time – so it is probably quicker to set up an email to use for this purpose. *Your parents will receive an email within a day of you submitting your application, with a link for them to follow to supply their income details—make sure they check their email. If they need help with their side of the application, let us know and we can help!*



Financial Info

The screenshot shows a web browser window with the URL `student-finance.service.gov.uk/customer/apply/ft/2021/pages/financialinfo.xhtml`. The page header includes the GOV.UK logo and the title "Student finance application". A progress bar at the top indicates the current step is "Financial info" (step 5), with previous steps "About you", "Previous study", "Course and fees", and "Living costs" completed, and subsequent steps "Additional info" and "Submit" remaining.

[Back](#)

Tell us about your mother

As you're applying for a **higher amount of Maintenance Loan** we'll contact the people supporting your application.

This means we'll ask them for their financial information and use this to work out how much student finance you can get.

Please note
It's important the email address you give in this section is accurate or it could delay your application.

If more than one person is supporting your application try to avoid giving an email address they share.

Make sure this person is aware that you are giving us their details.

Mother's Title

Mother's First And Middle Name(s)

Mother's Last Name

Mother's Email Address

Confirm Mother's Email Address

My mother doesn't have an email address

It will then ask for the same information about your other parent (or step-parent) that you live with, if this applies to you. Input this information and then click on the green "continue" button.



Financial Info



Financial information

Will you be employed while you're studying? [change](#)
No

Will you get any income that isn't from employment or self-employment during academic year 2023/24? [change](#)
No

Tell us about your father [change](#)
Dad, dadshop@gmail.com
Tell us about your mother [change](#)
Mum, mumshop@email.com

What happens next with my application for help with living costs?

We'll email your **father, Dad** and **mother, Mum** when you submit your student finance application, asking them to tell us their financial information. Please let them know to expect this email from 'notifications@slc.co.uk'.

How we assess you

We'll then use this information to find out your household income. We'll check your household income direct with HM Revenue and Customs. This will determine whether you're able to get the higher amount of Maintenance Loan or grants you've applied for, and how much.

When your household income has been assessed, we'll let you know how much you'll get.

[Save and continue](#)

[Save and exit](#)

Read this information carefully, check that the details are correct, and then click on the green "continue" button.



Additional Info

studentfinanceengland



Enter your National Insurance number

We need this before we can pay you any Maintenance Loan or Tuition Fee Loan.

National Insurance number

It's on your National Insurance card, benefit letter, payslip or P60.

For example, 'QQ 12 34 56 C'

We will share the National Insurance Number you provide with the Department for Work and Pensions to confirm that it's valid, and with HM Revenue and Customs to allow us to collect your repayments.

[I don't have or can't provide my National Insurance number just now](#)

Continue

If you know your national insurance number, add it in the box here. If you do not know it, it is usually on any wage slip or P60.

If you still cannot find it, you will need to fill out a CA5403 form on the GOV.UK website and HMRC will send you your national insurance number via post.

studentfinanceengland



[Back](#)

What account would you like your loan paid into?

Sort code (6 digits)

Account number (8 digits)

[Where can I find these details?](#)

Continue

[I can't provide my account details just now](#)

Add your account number and sort code into the correct boxes. You can find these details on your bank card. This MUST be your bank details and no one else's (unless you have an appointee)



Additional Info

student-finance.service.gov.uk/customer/apply/ft/2021/pages/additionalinfo.xhtml

GOV.UK Student finance application

We're always trying to improve our service — [your feedback \(opens in a new tab\)](#) helps us do this.

studentfinance **england**

Progress bar: About you, Previous study, Course and fees, Living costs, Financial info, **6 Additional info**, 7 Submit

[Back](#)

Additional Contacts

Tell us the names and addresses of two additional contacts. We ask for this so we can get in touch with you, if for example you move and forget to tell us. **The people you name shouldn't live at the same address**, and you must tell them you have named them as contacts. We won't use this information for anything else.

[Skip additional contacts](#)

Contact 1

Contact's Forename

Contact's Surname

Contact's Relationship to you

For this section, Student Finance want the contact details of two people who they can contact if they can't get hold of you for any reason – for example if you move country and haven't updated your contact details with them. These need to be people that you don't live with (for example other family members that don't live in your house!) Put their name and relationship in here, then click the green "continue" button.



Additional Info

A screenshot of a web browser showing the 'Additional Info' page of a 'Student finance application'. The browser's address bar shows the URL 'student-finance.service.gov.uk/customer/apply/ft/2021/pages/additionalinfo.xhtml'. The page header includes the 'GOV.UK' logo and the title 'Student finance application'. Below the header, there is a message: 'We're always trying to improve our service — your feedback (opens in a new tab) helps us do this.' The main content area features the 'student finance england' logo and a progress bar with seven steps: 'About you', 'Previous study', 'Course and fees', 'Living costs', 'Financial info', 'Additional info', and 'Submit'. The 'Additional info' step is highlighted with a blue circle and the number '6'. A 'Back' link is visible. The section title is 'Additional Contacts'. The text explains that two additional contacts should be provided, with a warning: 'The people you name shouldn't live at the same address, and you must tell them you have named them as contacts. We won't use this information for anything else.' There is a link to 'Skip additional contacts'. Under 'Contact 1', the details are 'Nannan Shop' with a 'change' link. The 'Postcode' section has a text input field containing 'S70 2YW' and a link to 'The address is outside the UK'. At the bottom, there is a green button labeled 'Search for address'.

Put in the postcode of this person's house and then click the green "search for address" button.



Additional Info

A screenshot of a web browser showing the 'Additional Info' page of a 'Student finance application'. The browser's address bar shows the URL 'student-finance.service.gov.uk/customer/apply/ft/2021/pages/additionalinfo.xhtml'. The page header includes the 'GOV.UK' logo and the title 'Student finance application'. Below the header, there is a progress indicator with seven steps: 'About you', 'Previous study', 'Course and fees', 'Living costs', 'Financial info', 'Additional info' (the current step, highlighted with a blue circle and the number 6), and 'Submit'. The main content area is titled 'Additional Contacts' and contains instructions: 'Tell us the names and addresses of two additional contacts. We ask for this so we can get in touch with you, if for example you move and forget to tell us. The people you name shouldn't live at the same address, and you must tell them you have named them as contacts. We won't use this information for anything else.' There is a link 'Skip additional contacts' and a section for 'Contact 1'. Under 'Contact 1', there is a 'change' link, the text 'Contact 1 details', and the name 'Nannan Shop'. Below this, there is a post code 'S70 2YW' with a 'Change' link, followed by an 'Address' section. The address section shows '0 addresses found' and a drop-down menu with the text 'Select an address'. Below the drop-down menu is a link 'I can't find the address in the list'. At the bottom of the form is a green 'Continue' button.

Select the address form the drop-down list and then click the green “continue” button.



Additional Info

student-finance.service.gov.uk/customer/apply/ft/2021/pages/additionalinfo.xhtml

GOV.UK Student finance application

We're always trying to improve our service — [your feedback \(opens in a new tab\)](#) helps us do this.

student finance **england**

Progress bar: About you, Previous study, Course and fees, Living costs, Financial info, **6 Additional info**, 7 Submit

[Back](#)

Additional Contacts

Tell us the names and addresses of two additional contacts. We ask for this so we can get in touch with you, if for example you move and forget to tell us. **The people you name shouldn't live at the same address**, and you must tell them you have named them as contacts. We won't use this information for anything else.

[Skip additional contacts](#)

Contact 1

Contact 1 details [change](#)
Nannan Shop

Contact 1 address [change](#)
Barnsley College Barnsley

Do you have details of a second person we could contact?

Yes
 No

[Continue](#)

Check that the details are correct, and then if you have the details of a second person you can put down, click “yes”, otherwise click “no” and then click the green “continue” button.



Additional Info

student-finance.service.gov.uk/customer/apply/ft/2021/pages/additionalinfo.xhtml

GOV.UK Student finance application

We're always trying to improve our service — [your feedback](#) (opens in a new tab) helps us do this.

studentfinanceengland

Progress bar: About you, Previous study, Course and fees, Living costs, Financial info, **Additional info**, Submit

[Back](#)

Additional Contacts

Tell us the names and addresses of two additional contacts. We ask for this so we can get in touch with you, if for example you move and forget to tell us. **The people you name shouldn't live at the same address**, and you must tell them you have named them as contacts. We won't use this information for anything else.

[Skip additional contacts](#)

Contact 1

Contact 1 details [change](#)
Nannan Shop

Contact 1 address [change](#)
Barnsley College Barnsley

Do you have details of a second person we could contact? [change](#)
Yes

Contact 2

Contact's Forename

Contact's Surname

Contact's Relationship to you

[Continue](#)

Input the second contact’s name and relationship to you here, then click the green “continue” button.



Additional Info

student-finance.service.gov.uk/customer/apply/ft/2021/pages/additionalinfo.xhtml

GOV.UK Student finance application

We're always trying to improve our service — [your feedback \(opens in a new tab\)](#) helps us do this.

studentfinanceengland

Progress bar: About you, Previous study, Course and fees, Living costs, Financial info, **Additional info**, Submit

[Back](#)

Additional Contacts

Tell us the names and addresses of two additional contacts. We ask for this so we can get in touch with you, if for example you move and forget to tell us. **The people you name shouldn't live at the same address**, and you must tell them you have named them as contacts. We won't use this information for anything else.

[Skip additional contacts](#)

Contact 1

Contact 1 details [change](#)
Nannan Shop

Contact 1 address [change](#)
Barnsley College Barnsley

Do you have details of a second person we could contact? [change](#)
Yes

Contact 2

Contact 2 details [change](#)
Sister Shop

Postcode
You can find this using the [Royal Mail postcode finder](#)

[The address is outside the UK](#)

Type in the postcode of the second contact and then click the green “search for address” button.



Additional Info

student-finance.service.gov.uk/customer/apply/ft/2021/pages/additionalinfo.xhtml

studentfinanceengland

Progress bar: About you, Previous study, Course and fees, Living costs, Financial info, **6 Additional info**, 7 Submit

[Back](#)

Additional Contacts

Tell us the names and addresses of two additional contacts. We ask for this so we can get in touch with you, if for example you move and forget to tell us. **The people you name shouldn't live at the same address**, and you must tell them you have named them as contacts. We won't use this information for anything else.

[Skip additional contacts](#)

Contact 1

Contact 1 details [change](#)
Nannan Shop

Contact 1 address [change](#)
Barnsley College Barnsley

Do you have details of a second person we could contact? [change](#)
Yes

Contact 2

Contact 2 details [change](#)
Sister Shop

S70 5NQ [Change](#)

Address

9 addresses found

Wigfield Farm, BARNSELY, S70 5NQ

[I can't find the address in the list](#)

[Continue](#)

Select the address from the drop-down menu and then click the green “continue” button.



Additional Info

student-finance.service.gov.uk/customer/apply/ft/2021/pages/additionalinfo.xhtml

GOV.UK Student finance application

We're always trying to improve our service — [your feedback \(opens in a new tab\)](#) helps us do this.

studentfinanceengland

Progress bar: About you, Previous study, Course and fees, Living costs, Financial info, **Additional info**, Submit

[Back](#)

Additional Contacts

Tell us the names and addresses of two additional contacts. We ask for this so we can get in touch with you, if for example you move and forget to tell us. **The people you name shouldn't live at the same address**, and you must tell them you have named them as contacts. We won't use this information for anything else.

[Skip additional contacts](#)

Contact 1

Contact 1 details [change](#)
Nannan Shop

Contact 1 address [change](#)
Barnsley College Barnsley

Do you have details of a second person we could contact? [change](#)
Yes

Contact 2

Contact 2 details [change](#)
Sister Shop

Contact 2 address [change](#)
Wigfield Farm BARNSELY

[Continue](#)

Check that these details are correct for both of your additional contacts and then click the green “continue” button.



Additional Info

A screenshot of a web browser showing the 'Additional Info' page of a 'Student finance application' on GOV.UK. The browser address bar shows the URL: student-finance.service.gov.uk/customer/apply/ft/2021/pages/additionalinfo.xhtml. The page header includes the GOV.UK logo and the title 'Student finance application'. Below the header, there is a message: 'We're always trying to improve our service — your feedback (opens in a new tab) helps us do this.' The 'student finance england' logo is displayed. A progress bar shows seven steps: 'About you', 'Previous study', 'Course and fees', 'Living costs', 'Financial info', 'Additional info', and 'Submit'. Steps 1-5 are marked with checkmarks, and step 6 is highlighted with a blue circle. Below the progress bar, the 'Additional information' section contains three fields: 'Enter your National Insurance number' (status: Not Provided), 'What account would you like your loan paid into?' (status: Not Provided), and 'Additional Contacts' (status: Provided). Each field has a 'change' link. At the bottom, there is a green 'Save and continue' button and a blue 'Save and exit' link.

Check that all of this information is correct, and then click on the green “Save and continue” button to continue with the application – or click the blue “Save and exit” button to save your progress and come back to your application later.



Submit

[← Back](#)

Check your application summary

Summary of your student finance application for academic year 2023/24:

English Ft
Sheffield Hallam University
September 2023 to May 2025

Tuition Fee Support - paid to Sheffield Hallam University

Tuition Fee Loan	Repayable	Up to £9,250
------------------	-----------	--------------

If the tuition fee charged is more than the Tuition Fee Loan you borrow, you'll have to pay any remaining amount.

If these details are incorrect [change them](#)

Maintenance Loan and grants - paid to you

Maintenance Loan	Repayable	£3,698
A higher amount of Maintenance Loan	Repayable	Up to £4,702

If these details are incorrect [change them](#)

Interest

Interest is charged from when the first payment is made (to you, your university or college) until you've paid your loan back.

When you're:

- studying, we'll charge you interest. Your rate is linked to the Retail Price Index (or RPI), but this can change
- working, the interest charged will vary depending on your income

Repaying your loan

You'll only repay when you've left your course and your income is over £25,000 a year or over £27,295 if you started your course before 1 August 2023.

If you're:

- employed, your employer deducts repayments from your salary just like tax
- self employed, you'll repay through your Self Assessment tax return
- planning to travel or work abroad for more than three months after you finish or leave your course, contact us for an Overseas Income Assessment form

[Continue](#)

Check that all of the information on this page is correct – and read all of the other information carefully. Then click the green “continue” button.



Submit

student-finance.service.gov.uk/customer/apply/ft/2021/pages/confirmation.xhtml

GOV.UK Student finance application

We're always trying to improve our service — [your feedback \(opens in a new tab\)](#) helps us do this.

student finance **england**

Progress bar: About you, Previous study, Course and fees, Living costs, Financial info, Additional info, **7 Submit**

[Back](#)

Before you submit

To submit your application you'll need to:

- read the terms and conditions
- enter your password to confirm you agree to the terms and conditions

Before you do this, it's important you read the points on the following pages.

[Continue](#)

Read this page and then click on the green “continue” button.

student-finance.service.gov.uk/customer/apply/ft/2021/pages/confirmation.xhtml

GOV.UK Student finance application

We're always trying to improve our service — [your feedback \(opens in a new tab\)](#) helps us do this.

student finance **england**

Progress bar: About you, Previous study, Course and fees, Living costs, Financial info, Additional info, **7 Submit**

[Back](#)

- 1. You are entering into a contract. You have a responsibility to repay your loan in line with this contract.**

[Continue](#)

Read this statement and then click on the green “continue” button.



Submit

A screenshot of a web browser showing the "Student finance application" confirmation page. The browser's address bar displays the URL "student-finance.service.gov.uk/customer/apply/ft/2021/pages/confirmation.xhtml". The page header includes the "GOV.UK" logo and the title "Student finance application". Below the header, there is a message: "We're always trying to improve our service — [your feedback \(opens in a new tab\)](#) helps us do this." The main content area features the "studentfinanceengland" logo and a progress indicator consisting of seven steps: "About you", "Previous study", "Course and fees", "Living costs", "Financial info", "Additional info", and "Submit". The "Submit" step is highlighted with a blue circle containing the number "7". Below the progress indicator, there is a "Back" link. The main heading is "2. You have a responsibility to keep your contact details up to date." followed by a link: "▶ [When do I need to update my details?](#)". At the bottom of this section is a green "Continue" button.

Read this statement and then click on the green “continue” button.



Submit

The screenshot shows the 'Submit your application' page on the Student Finance website. At the top, there is a navigation bar with the GOV.UK logo and the title 'Student finance application'. Below this, a progress indicator shows seven steps: 'About you', 'Previous study', 'Course and fees', 'Living costs', 'Financial info', 'Additional info', and 'Submit' (the final step, marked with a '7'). A 'Back' link is visible on the left. The main heading is 'Submit your application', followed by a sub-heading 'Read the terms and conditions'. The text explains that users must read, understand, and agree to the terms and conditions before submitting. A box highlights that there is a 'REALLY LONG SET OF TERMS AND CONDITIONS IN HERE!'. Below this, a blue box offers a download link for 'Student finance terms and conditions.PDF'. A question asks if the user has read, understood, and agreed to the terms and conditions. The 'Yes' option is selected. Below this is a password field with a 'Show password' checkbox and a link for 'I've forgotten my password'. At the bottom, there is a green 'Submit your application' button and a blue 'Save and exit' link.

Read this page carefully – it has a really long set of terms and conditions in it. You then need to tick to say “Yes I have read, understood and agreed to the terms and conditions” and then enter your password in the box. If you do not agree, you can click no – but Student Finance can then reject your application. After you have done this, click on the green “Submit your application” button!

Registering for an Account

Before you Apply

About You

Previous Study

Course and Fees

Living Costs

Financial Info

Additional Info

Submit

Homepage

AFTER YOU'VE SUBMITTED YOUR APPLICATION

There is a page that comes up after you have completed your application that shows you what you need to do next (if anything) - it may not be the next page—you may have to click continue to get onto it.

Pay attention to what this page says you need to do - e.g. if you need to send Student Finance any documents to allow them to assess your application. If you get stuck on this—email us on jobshop@barnsley.ac.uk and we'll be happy to answer any questions you have.